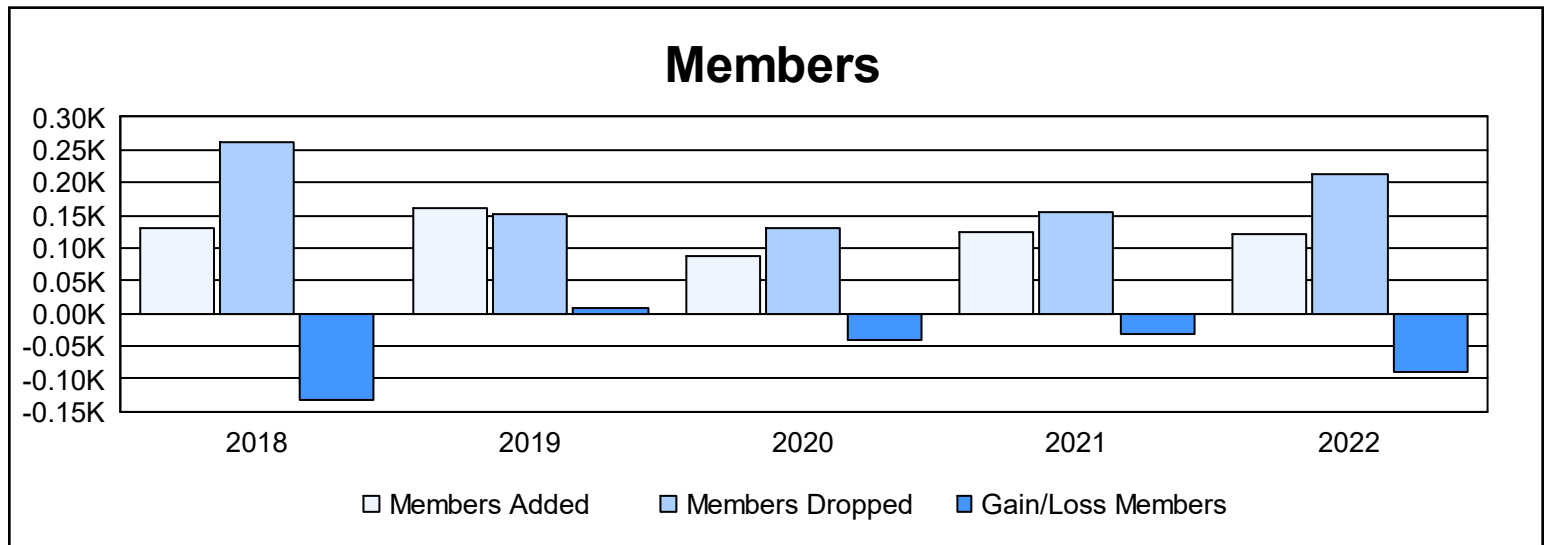
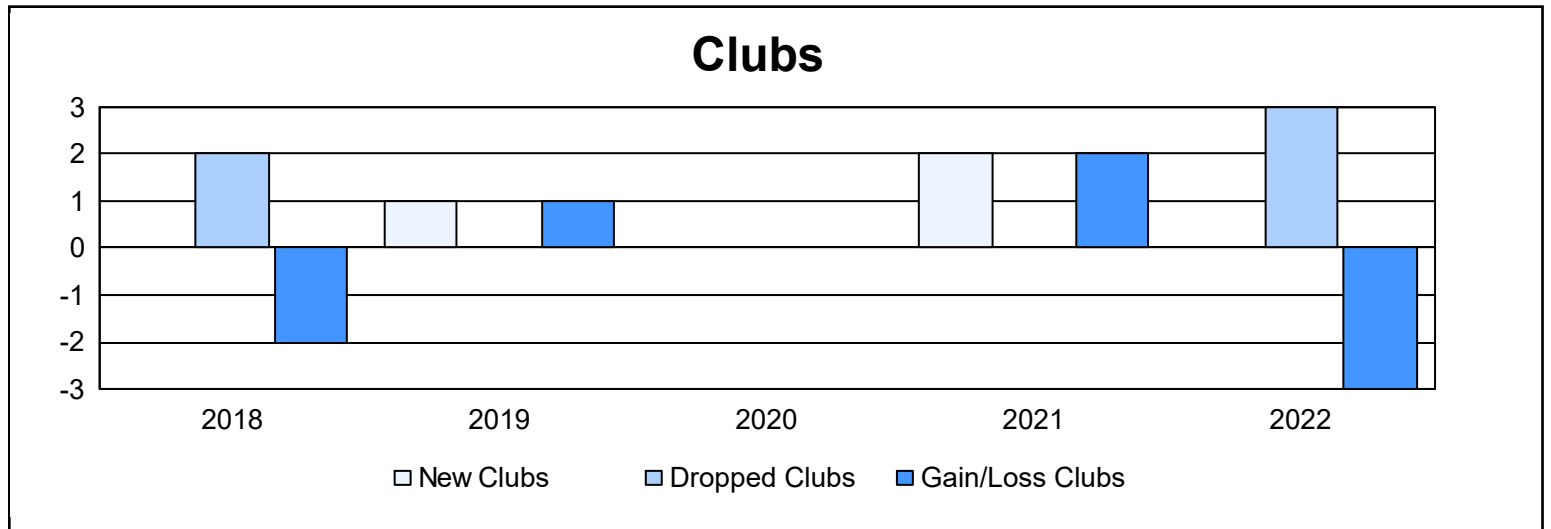
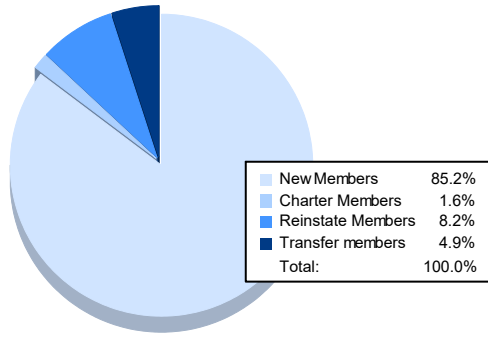


| Year           | New Clubs | Dropped Clubs | Gain/ Loss Clubs | New Members | Charter Members | Reinstate Members | Transfer Members | Total Member Added | Total Members Dropped | Gain/ Loss Members |
|----------------|-----------|---------------|------------------|-------------|-----------------|-------------------|------------------|--------------------|-----------------------|--------------------|
| 2017-2018      | 0         | 2             | -2               | 112         | 0               | 9                 | 8                | 129                | 261                   | -132               |
| 2018-2019      | 1         | 0             | 1                | 125         | 26              | 7                 | 3                | 161                | 152                   | 9                  |
| 2019-2020      | 0         | 0             | 0                | 77          | 1               | 4                 | 6                | 88                 | 129                   | -41                |
| 2020-2021      | 2         | 0             | 2                | 67          | 52              | 2                 | 3                | 124                | 155                   | -31                |
| 2021-2022      | 0         | 3             | -3               | 104         | 2               | 10                | 6                | 122                | 212                   | -90                |
| <b>Average</b> | <b>1</b>  | <b>1</b>      | <b>0</b>         | <b>97</b>   | <b>16</b>       | <b>6</b>          | <b>5</b>         | <b>125</b>         | <b>182</b>            | <b>-57</b>         |



### Membership Composition June 2022 Cumulative



### Gender Composition June 2022 Cumulative

